

# Visualise Healthcare Data (VHD) Tool

## Healthcare demand, visualised

IQVIA's Visualise Healthcare Data (VHD) tool enables you to create and visualise healthcare insights by clinical condition, procedure, specialty, geography and more. Visualise Healthcare Data (VHD) is a unique solution incorporating a wide variety of metrics to highlight variations in demand, capacity and clinical practice across England.

### Analyse healthcare activity by:

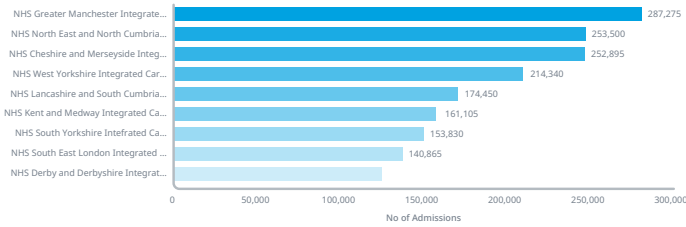
- Region
- ICS and sub-locations
- PCN and practice
- Provider
- Deprivation decile
- Admission method

### Metrics include:

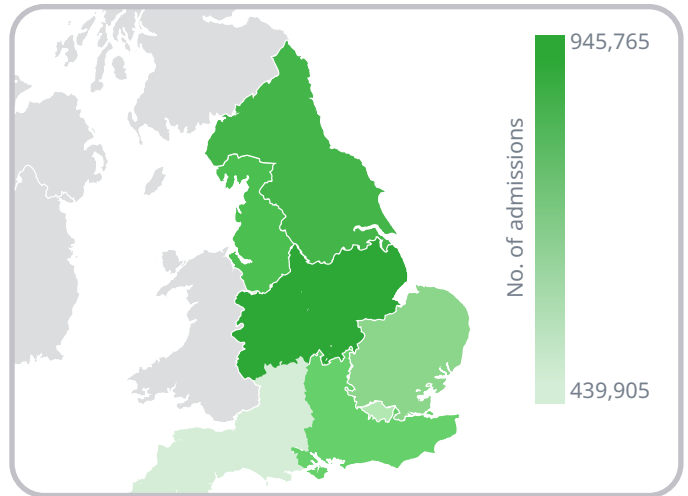
- Hospital admissions and outpatient attendances
- Average length of stay
- Readmissions
- Deaths
- Waiting list size
- Average tariff



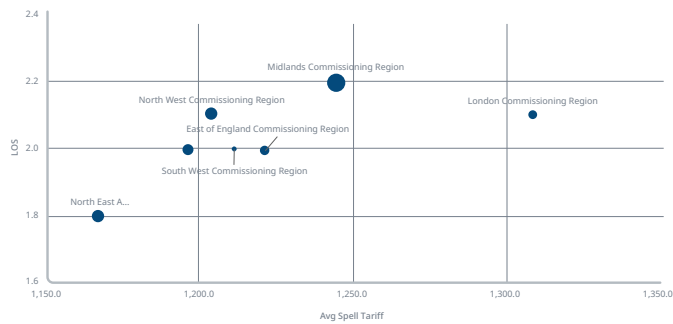
### Number of admissions by ICS (STP)



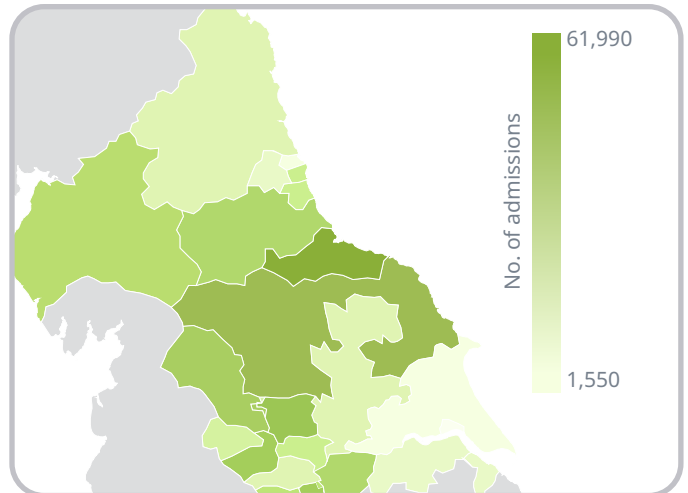
### NHS England regional — Area layer



### Scatter analysis by NHS England region



### CCG — Area layer

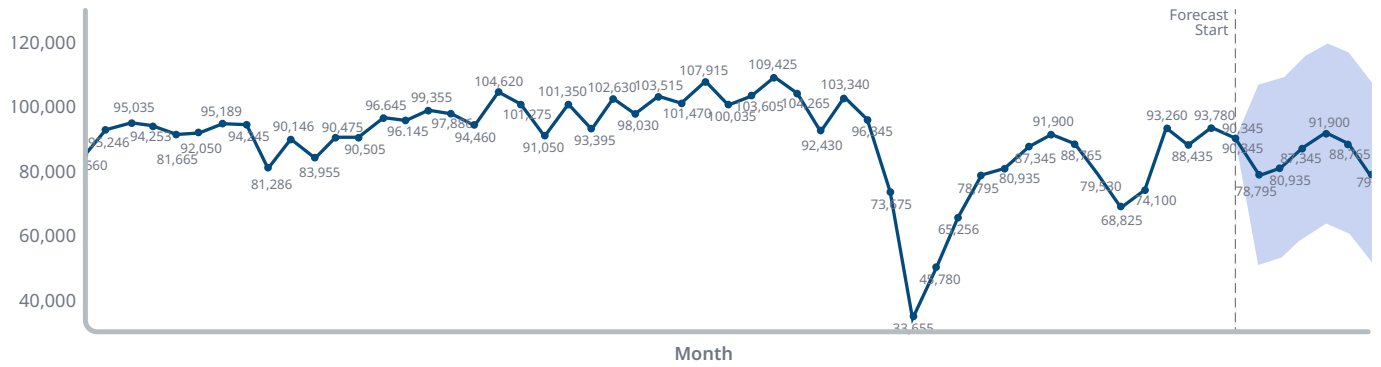


### Admissions profile by NHS England region

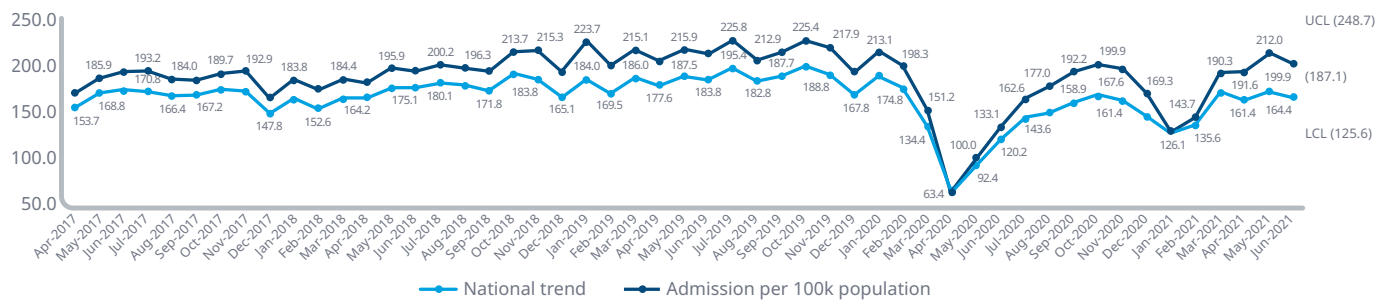
NHS England Region	No of Admissions	Trend
<b>Totals</b>	<b>2,379,675</b>	-
EAST OF ENGLAND COMMISSIONING REGION	269,259	
LONDON COMMISSIONING REGION	265,435	
MIDLANDS COMMISSIONING REGION	457,975	
NORTH EAST AND YORKSHIRE COMMISSIONING REGION	418,750	
NORTH WEST COMMISSIONING REGION	359,720	
SOUTH EAST COMMISSIONING REGION	379,110	
SOUTH WEST COMMISSIONING REGION	237,435	

Designed to support service transformation and illustrate demand and market share. Visualisations include SPC charting, national trend comparisons, forecasting, choropleth maps and scatterplot analysis.

### Number of admissions forecasting



### Trends



## Benefits of subscribing to IQVIA's Visualise Healthcare Data (VHD) tool and Analytics Bureau

By using IQVIA's cost-effective healthcare visualisation tool, users have access to a unique and unparalleled overview of performance across England.

- Supports landscape analysis, market segmentation, value propositions, inequalities mapping
- Quickly highlights trends and variation at a wide variety of user-defined levels and aggregations
- Intuitive and user-friendly design, delivering detailed analysis of inpatient and outpatient data
- Data export functionality to create your own datasets for off-line analysis or wider use
- Access to a team of advanced health data professionals with significant experience in the NHS, pharmaceutical and medical technology industries, and access to a comprehensive range of datasets
- Training included
- Regular meetings to prioritise future developments

To know more on our NHS solutions, visit [www.iqvia.com/uk-nhs-solutions](http://www.iqvia.com/uk-nhs-solutions)

If you want to learn more about how our solutions can specifically help your Trust to improve value and patient outcomes please contact +44 (0) 1785 238 009 or [nhssolutions@iqvia.com](mailto:nhssolutions@iqvia.com)



**CONTACT US**  
 AskIQVIA@iqvia.com  
 X: @IQVIA\_UK  
 LinkedIn: IQVIA UK & Ireland  
[iqvia.com/uk-nhs-solutions](http://iqvia.com/uk-nhs-solutions)