

HOW TO ACCESS IFLEX ON ANDROID

IFlex Training Center

July 17, 2019



IMS Health & Quintiles are now



SECTION 1

Before you Begin

- iFlex is a virtualized desktop that is connected to the IQVIA network and can be accessed from most Android devices.
- When using iFlex, please ensure you have a quality network connection.

SECTION 2

Installing Citrix Workspace on Android

- To begin, Open the **Google Play Store**.



- Search for the **Citrix Workspace** app. Select the search result and tap **Install**. The app will automatically start to install.
- When the installation is complete, you can start the app by tapping the **Open** button.
- Once the **Citrix Workspace** app is open, tap **Get Started**.
- Enter the address <https://iflex.quintiles.com> as shown in the image below.
- Tap the toggle under the address line labeled as, “**Add Account as Web Interface.**” Tap **Continue**.

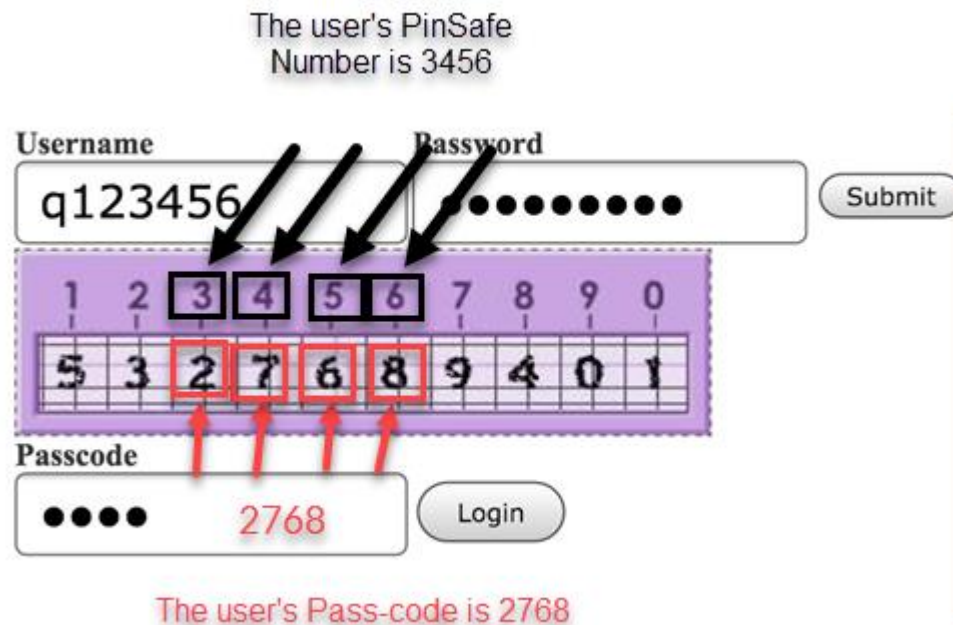


- After pressing continue, the iFlex logon screen will open. Continue to the next section for steps on how to logon to iFlex.

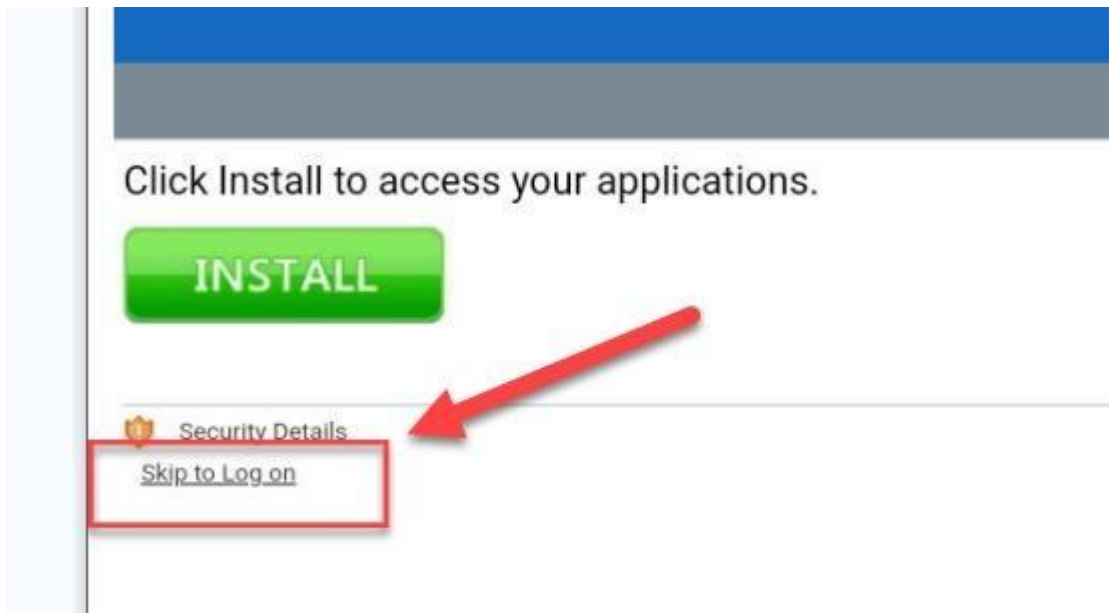
SECTION 3

Logging onto iFlex

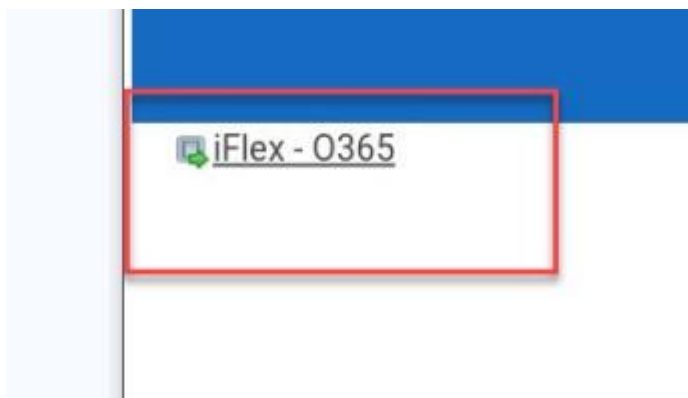
- At the iFlex logon screen, logon with your Username, Password, and Passcode.
 - Username is your QID (lowercase q + workday id). Example: q123456.
 - The password is the password provided to you with your QID.
 - The passcode is generated from matching numbers with your PINSafe number. Below is a screenshot illustrating the passcode process.



- Once all values have been entered, tap **Login**.
- If prompted to **Install**, press **Skip to Logon** below the **Install** button.



- Locate and tap the link which says **iFlex – O365**.



- You may need to tap the link more than once if you receive an error.
- Wait for iFlex to Load.
- When iFlex is completely loaded, you will see a Windows desktop.

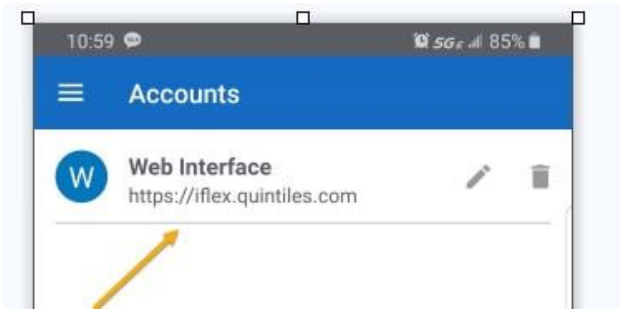
SECTION 4

Logging off iFlex and Returning to iFlex

- When you are done using iFlex for the day, please log off the session. To log off, click the **Start** button in iFlex and click **Log off**.



- To return to iFlex, open the **Citrix Workspace** app and select the saved **Web Interface** bookmark.



GLOBAL IT SERVICE DESK

Direct: +1 913-708-7473

Email: GlobalITServiceDesk@iqvia.com