



# Monthly Belgium and Luxembourg Market Trends May 2026

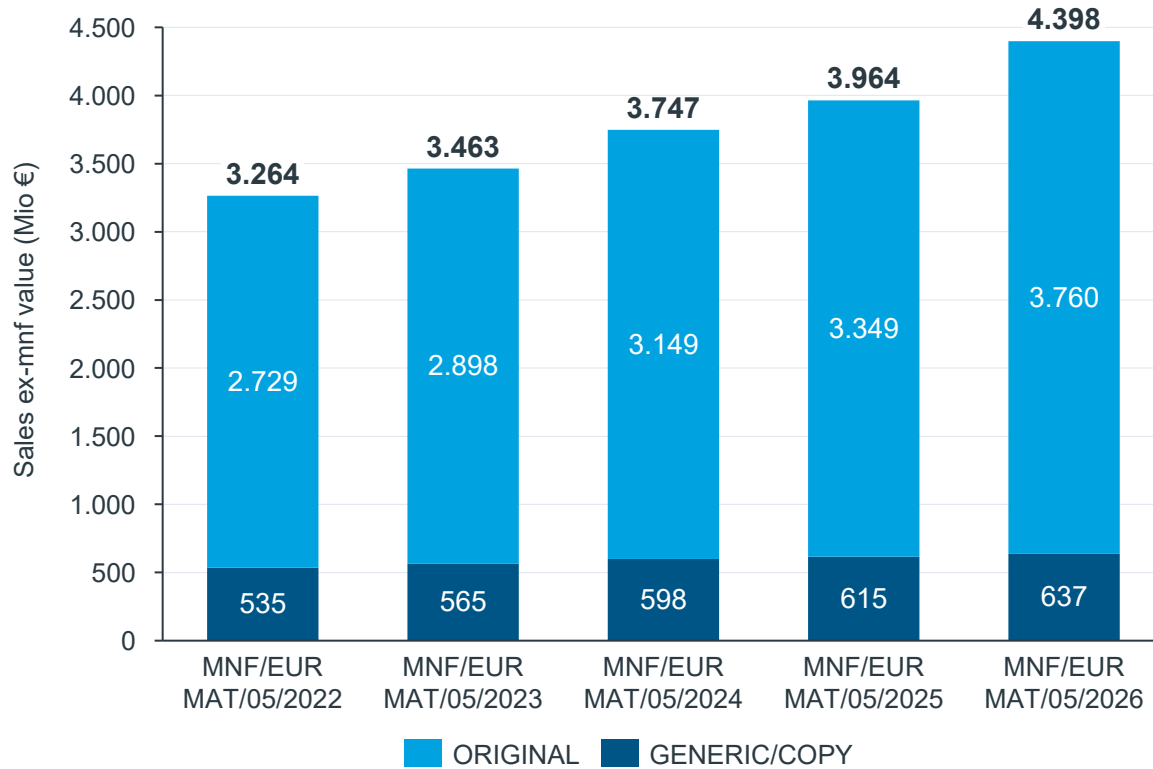
- + **Belgium: Retail**
- + Belgium: Consumer Health
- + Luxembourg: Retail

# The Belgian retail market is worth € 4.4 billion in 2026

*It shows growth in value and decline in units for the current MAT*

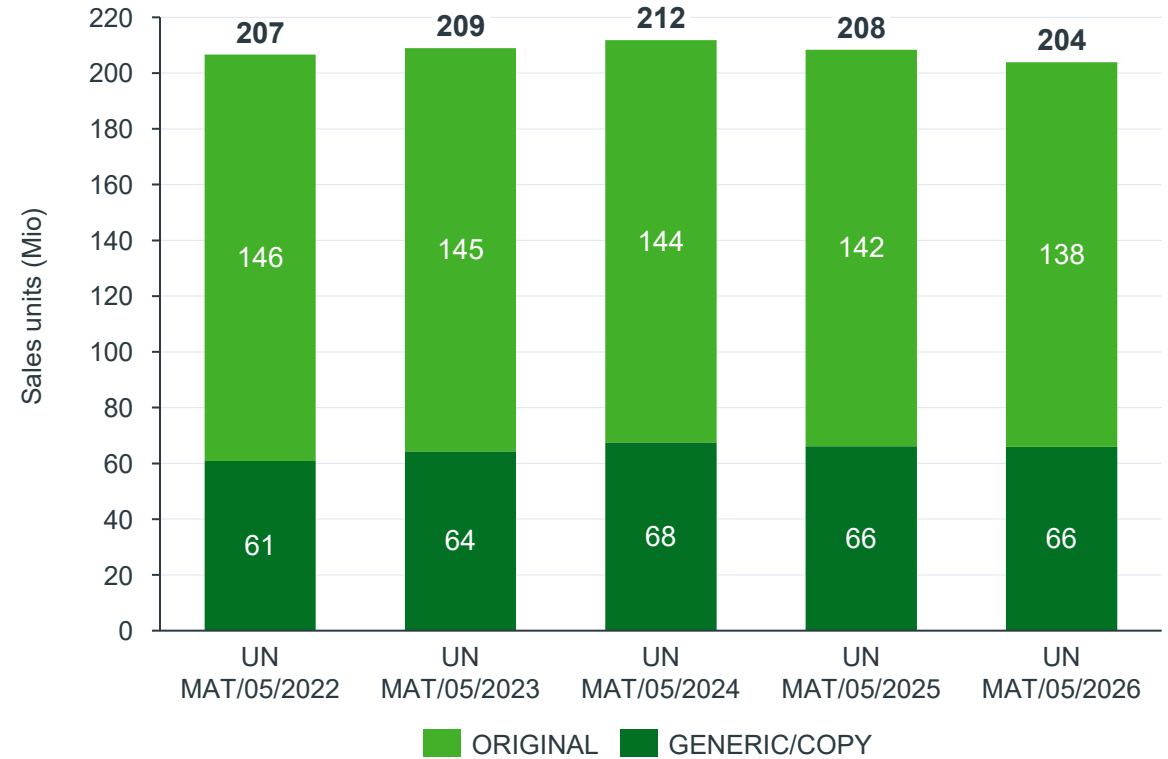
## Sales Evolution

### VALUE ex-mnf



## Sales Evolution

### UNITS

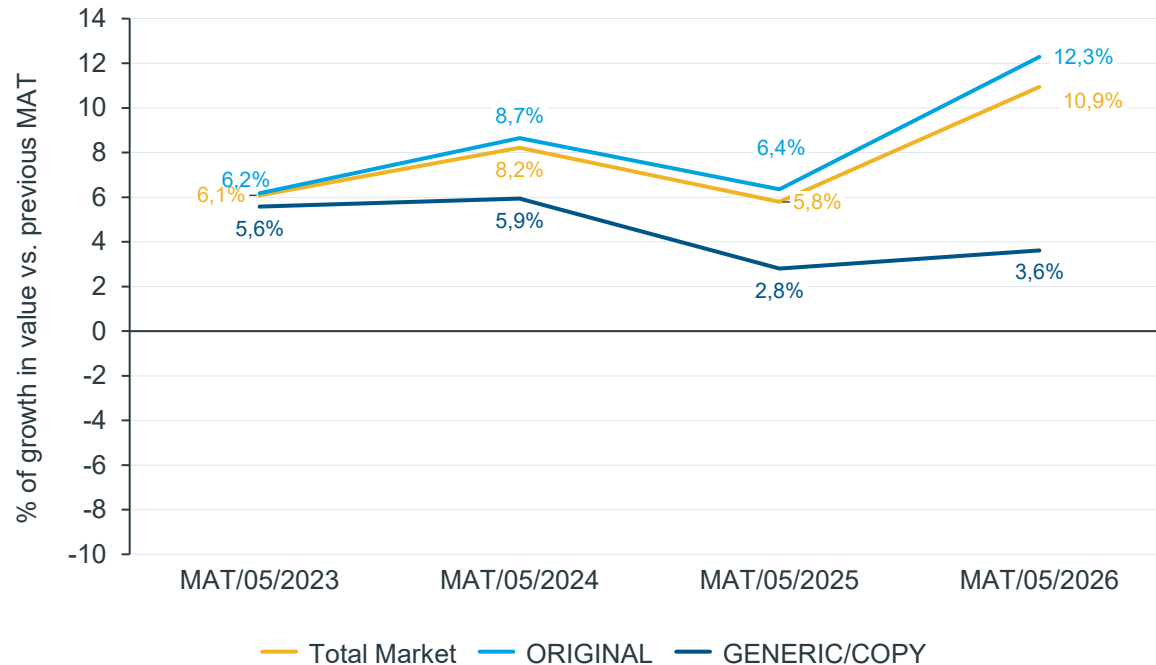


# Retail market growth evolution BE: original vs generics

*In value, the total retail grows with 11%, while the generic/copy market also shows an increase of 04%  
The total retail market in units shows a decrease of -02% while the generic/copy market declines with 00%*

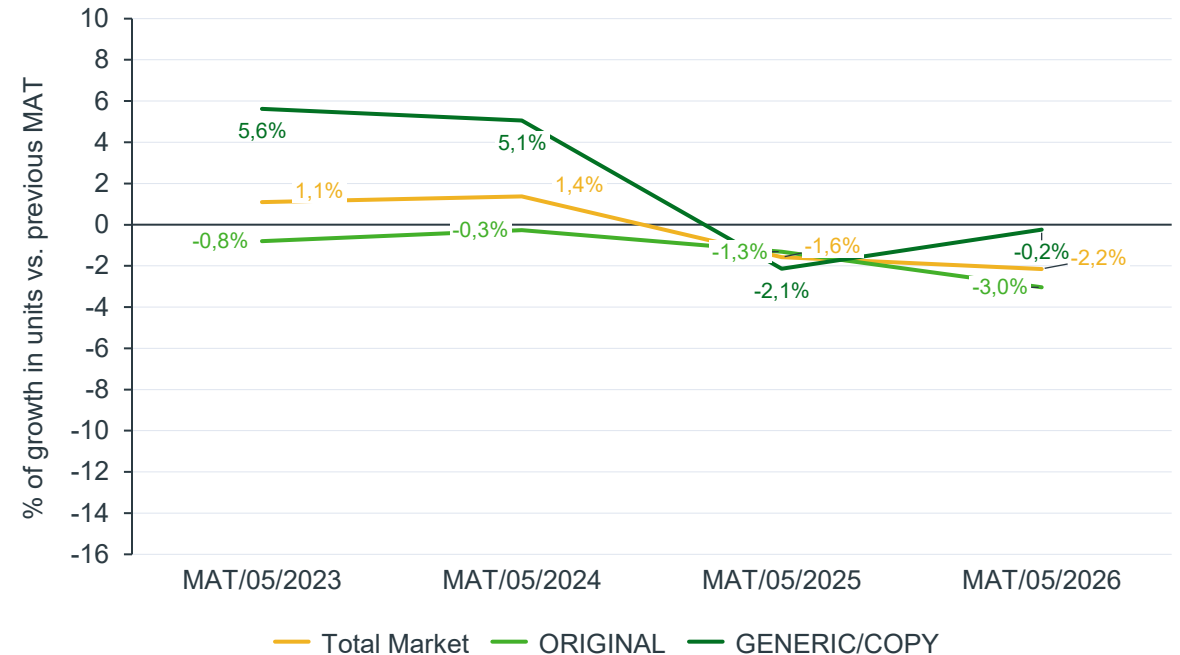
**% of growth versus previous MAT**

**VALUE ex-mnf**



**% of growth versus previous MAT**

**UNITS**



# The top 10 best selling ATC classes in retail in units and value (registered products)

## Top 10 Best Selling ATC classes in retail VALUE ex-mnf



	MNF/EUR MAT/05/2026	% of BE Retail Market
A10 ANTIDIABETIQUES	556 M €	13%
L04 IMMUNOSUPPRESSEURS	496 M €	11%
C10 PR LIPID-REGUL A-ATHEROM	296 M €	7%
R03 ANTIASHTM & COPD PRDTS	271 M €	6%
B01 THROMBOLYTIQUES	262 M €	6%
N02 ANALGESIQUES	235 M €	5%
J05 ANTIVIRAUX SYSTEMIQUES	168 M €	4%
C09 PROD ACT SYS RENIN-ANGIO	164 M €	4%
N05 PSYCHOLEPTIQUES	138 M €	3%
J07 VACCINS	114 M €	3%

## Top 10 Best Selling ATC classes in retail UNITS



	UN MAT/05/2026	% of BE Retail Market
N02 ANALGESIQUES	24,983,682	12%
N05 PSYCHOLEPTIQUES	12,552,254	6%
A10 ANTIDIABETIQUES	10,747,059	5%
A02 A-ACID.A-FLATUL.A-ULCER.	9,373,449	5%
R01 ANTIINF DECONGEST RHINO	8,912,346	4%
N06 PSYCHO ANALEPTIQUES	8,052,938	4%
C10 PR LIPID-REGUL A-ATHEROM	7,990,209	4%
R05 ANTITUSSIFS PREP BRONCH	7,420,510	4%
C09 PROD ACT SYS RENIN-ANGIO	6,731,662	3%
J01 ANTIBACTERIENS SYSTEMIQ.	6,351,480	3%

# Emerging Trends: Top 10 ATC Categories Showing Growth in Units and Value (Among Registered Products)

## Fastest Growing ATC classes in retail in % growth in VALUE ex-mnf



	MNF/EUR MAT/05/2026	Absolute Growth in value	% growth
A08 ANOREXIGENES SF DIETETIQ	63933 K €	54634 K €	85%
T02 TESTS DIAGNOSTICS	296 K €	149 K €	50%
J07 VACCINS	113.9 M €	39.4 M €	35%
A10 ANTIDIABETIQUES	555605 K €	185351 K €	33%
A07 PROD TROUBLES INTESTINAUX	92.0 M €	24.0 M €	26%
V03 MEDICAMENTS DIVERS	17.5 M €	3.7 M €	21%
B06 AUT.PROD HEMATOLOGIQUES	127 K €	25 K €	19%
G02 AUTRES PRODUITS GYNECOLOG	6.1 M €	1.2 M €	19%
D05 PRD NN STER TR.INFL.CUT.	75291 K €	13320 K €	18%
C10 PR LIPID-REGUL A-ATHEROM	296019 K €	47453 K €	16%

## Fastest Growing ATC classes in retail in % growth in UNITS



	UN MAT/05/2026	Absolute Growth in units	% growth
A08 ANOREXIGENES SF DIETETIQ	498,965	404,014	81%
T02 TESTS DIAGNOSTICS	1,492	707	47%
B06 AUT.PROD HEMATOLOGIQUES	1,802	351	19%
H04 AUTRES HORMONES	344,807	46,629	14%
A16 DIVERS APP.DIGESTIF	1,749	224	13%
P01 ANTIPROTOZ.&ANTHELMINTIQ	498,095	51,498	10%
A01 STOMATOLOGIE.DENT.MEDIC.	1,105,231	111,081	10%
A04 ANTIEMETIQUES.ANTINAUSEE	399,811	38,330	10%
G02 AUTRES PRODUITS GYNECOLOG	401,474	36,276	9%
L03 AGENTS IMMUNOSTIMULANTS	1,554	131	8%

# The top 10 fastest growing ATC in units and value (in absolute growth, registered products)

## Fastest Growing ATC in VALUE ex-mnf



	MNF/EUR MAT/05/2026	Absolute Growth in value	% growth
A10 ANTIDIABETIQUES	556 M €	185 M €	33%
A08 ANOREXIGENES SF DIETETIQ	64 M €	55 M €	85%
C10 PR LIPID-REGUL A-ATHEROM	296 M €	47 M €	16%
J07 VACCINS	114 M €	39 M €	35%
L04 IMMUNOSUPPRESSEURS	496 M €	35 M €	7%
D05 PRD NN STER TR.INFL.CUT.	92 M €	24 M €	26%
A07 PROD TROUBLES INTESTINAUX	75 M €	13 M €	18%
N02 ANALGESIQUES	235 M €	10 M €	4%
C09 PROD ACT SYS RENIN-ANGIO	164 M €	8 M €	5%
J05 ANTIVIRAUX SYSTEMIQUES	168 M €	7 M €	4%

## Fastest Growing ATC in UNITS



	UN MAT/05/2026	Absolute Growth in units	% growth
A10 ANTIDIABETIQUES	10,747,059	806,637	8%
C10 PR LIPID-REGUL A-ATHEROM	7,990,209	411,205	5%
A08 ANOREXIGENES SF DIETETIQ	498,965	404,014	81%
N06 PSYCHO ANALEPTIQUES	8,052,938	364,523	5%
C09 PROD ACT SYS RENIN-ANGIO	6,731,662	242,000	4%
J07 VACCINS	3,190,254	211,045	7%
A06 MED CONSTIP+NETT INTEST	4,212,972	205,573	5%
G03 HORM.SEX.INDUCT APP GENIT	3,650,970	139,637	4%
A01 STOMATOLOGIE.DENT.MEDIC.	1,105,231	111,081	10%
A11 VITAMINES	3,374,676	95,443	3%