



Monthly Belgium and Luxembourg Market Trends April 2026

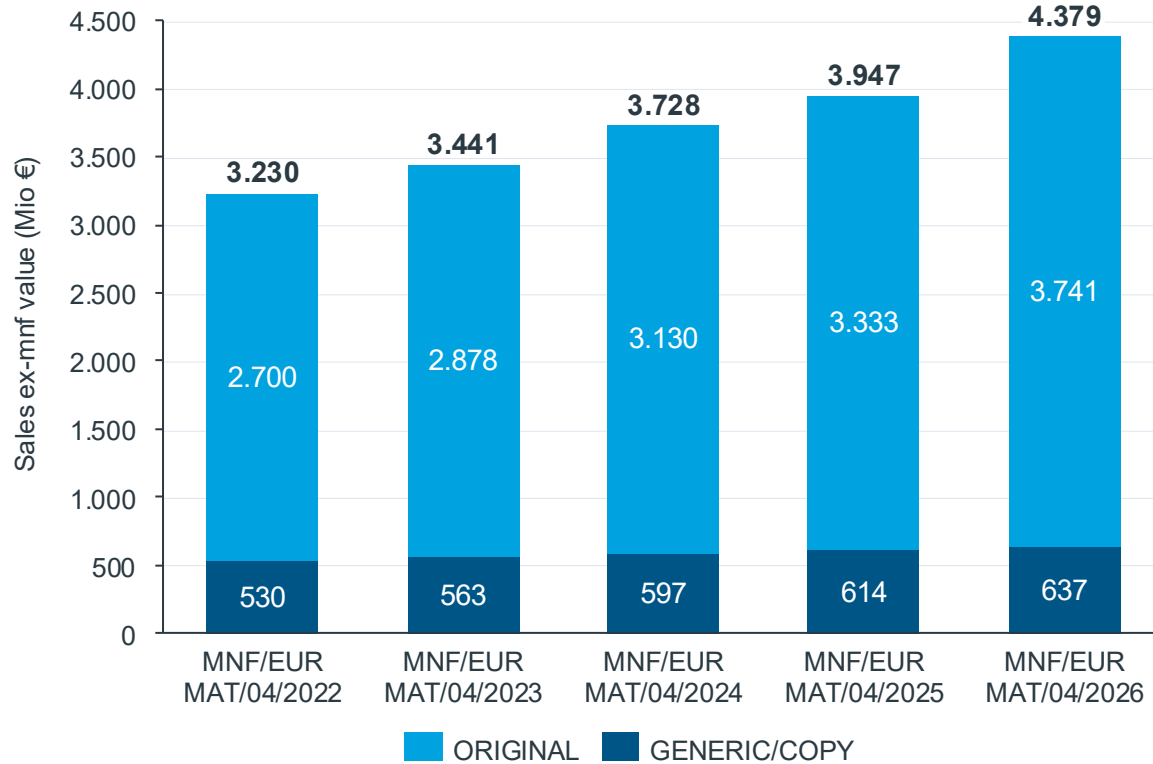
- + **Belgium: Retail**
- + Belgium: Consumer Health
- + Luxembourg: Retail

The Belgian retail market is worth € 4.4 billion in 2026

It shows growth in value and decline in units for the current MAT

Sales Evolution

VALUE ex-mnf



Sales Evolution

UNITS

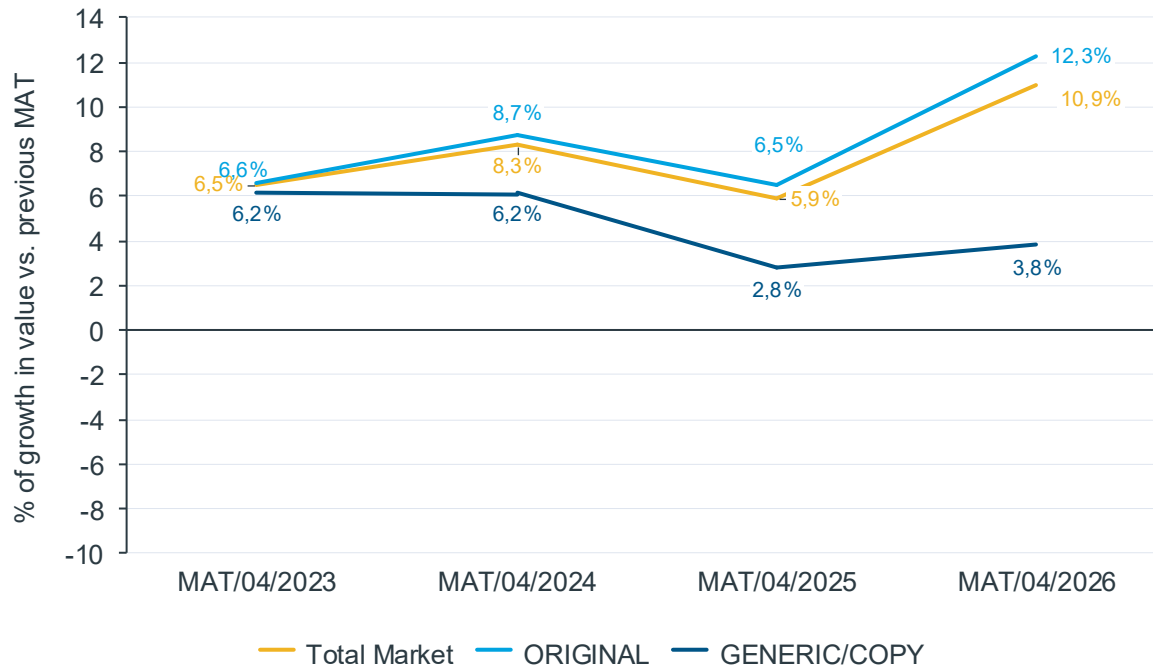


Retail market growth evolution BE: original vs generics

*In value, the total retail grows with 11%, while the generic/copy market also shows an increase of 04%
The total retail market in units shows a decrease of -02% while the generic/copy market declines with 00%*

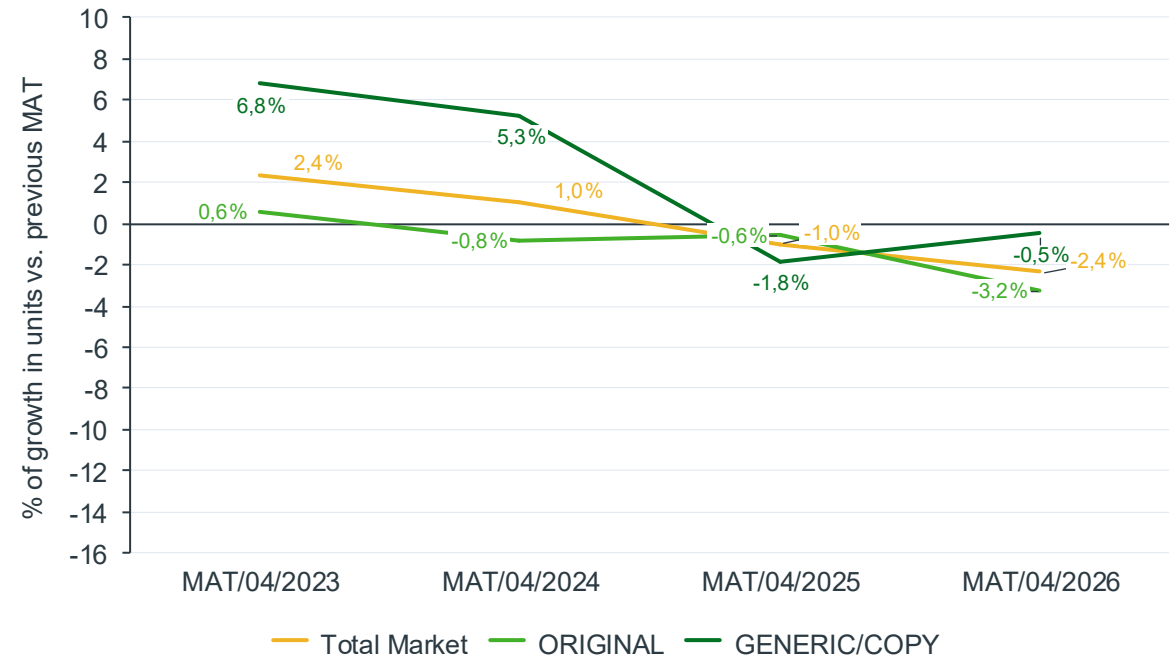
% of growth versus previous MAT

VALUE ex-mnf



% of growth versus previous MAT

UNITS



The top 10 best selling ATC classes in retail in units and value (registered products)

Top 10 Best Selling ATC classes in retail VALUE ex-mnf



	MNF/EUR MAT/04/2026	% of BE Retail Market
A10 ANTIDIABETIQUES	544 M €	12%
L04 IMMUNOSUPPRESSEURS	494 M €	11%
C10 PR LIPID-REGUL A-ATHEROM	295 M €	7%
R03 ANTIASHTM & COPD PRDTS	273 M €	6%
B01 THROMBOLYTIQUES	262 M €	6%
N02 ANALGESIQUES	235 M €	5%
J05 ANTIVIRAUX SYSTEMIQUES	167 M €	4%
C09 PROD ACT SYS RENIN-ANGIO	164 M €	4%
N05 PSYCHOLEPTIQUES	138 M €	3%
N07 A.PROD ACT SUR SNC	114 M €	3%

Top 10 Best Selling ATC classes in retail UNITS



	UN MAT/04/2026	% of BE Retail Market
N02 ANALGESIQUES	24,977,663	12%
N05 PSYCHOLEPTIQUES	12,617,763	6%
A10 ANTIDIABETIQUES	10,794,329	5%
A02 A-ACID.A-FLATUL.A-ULCER.	9,472,655	5%
R01 ANTIINF DECONGEST RHINO	9,086,972	4%
N06 PSYCHO ANALEPTIQUES	8,066,549	4%
C10 PR LIPID-REGUL A-ATHEROM	8,037,722	4%
R05 ANTITUSSIFS PREP BRONCH	7,489,590	4%
C09 PROD ACT SYS RENIN-ANGIO	6,750,072	3%
J01 ANTIBACTERIENS SYSTEMIQ.	6,382,755	3%

Emerging Trends: Top 10 ATC Categories Showing Growth in Units and Value (Among Registered Products)

Fastest Growing ATC classes in retail in % growth in VALUE ex-mnf



	MNF/EUR MAT/04/2026	Absolute Growth in value	% growth
A08 ANOREXIGENES SF DIETETIQ	56913 K €	47427 K €	83%
T02 TESTS DIAGNOSTICS	260 K €	114 K €	44%
J07 VACCINS	112.6 M €	38.9 M €	35%
A10 ANTIDIABETIQUES	543707 K €	187116 K €	34%
A07 PROD TROUBLES INTESTINAUX	90.0 M €	22.2 M €	25%
V03 MEDICAMENTS DIVERS	17.3 M €	3.7 M €	21%
G02 AUTRES PRODUITS GYNECOLOG	6024 K €	1215 K €	20%
B06 AUT.PROD HEMATOLOGIQUES	0.1 M €	0.0 M €	19%
D05 PRD NN STER TR.INFL.CUT.	74164 K €	13094 K €	18%
C10 PR LIPID-REGULA-ATHEROM	294893 K €	50308 K €	17%

Fastest Growing ATC classes in retail in % growth in UNITS



	UN MAT/04/2026	Absolute Growth in units	% growth
A08 ANOREXIGENES SF DIETETIQ	446,807	350,879	79%
T02 TESTS DIAGNOSTICS	1,304	524	40%
B06 AUT.PROD HEMATOLOGIQUES	1,769	338	19%
H04 AUTRES HORMONES	338,471	40,168	12%
A04 ANTIEMETIQUES.ANTINAUSEE	392,176	42,316	11%
G02 AUTRES PRODUITS GYNECOLOG	400,916	39,377	10%
A16 DIVERS APP.DIGESTIF	1,685	160	9%
A10 ANTIDIABETIQUES	10,794,329	952,709	9%
T01 DIAGNOSTIC PAR IMAGERIE	19,783	1,523	8%
P01 ANTIPROTOZ.&ANTHELMINTIQ	491,715	36,066	7%

The top 10 fastest growing ATC in units and value (in absolute growth, registered products)

Fastest Growing ATC in VALUE ex-mnf



	MNF/EUR MAT/04/2026	Absolute Growth in value	% growth
A10 ANTIDIABETIQUES	544 M €	187 M €	34%
C10 PR LIPID-REGUL A-ATHEROM	295 M €	50 M €	17%
A08 ANOREXIGENES SF DIETETIQ	57 M €	47 M €	83%
J07 VACCINS	113 M €	39 M €	35%
L04 IMMUNOSUPPRESSEURS	494 M €	32 M €	6%
D05 PRD NN STER TR.INFL.CUT.	90 M €	22 M €	25%
A07 PROD TROUBLES INTESTINAUX	74 M €	13 M €	18%
N02 ANALGESIQUES	235 M €	10 M €	4%
C09 PROD ACT SYS RENIN-ANGIO	164 M €	8 M €	5%
N07 A.PROD ACT SUR SNC	114 M €	8 M €	7%

Fastest Growing ATC in UNITS



	UN MAT/04/2026	Absolute Growth in units	% growth
A10 ANTIDIABETIQUES	10,794,329	952,709	9%
C10 PR LIPID-REGUL A-ATHEROM	8,037,722	483,640	6%
N06 PSYCHO ANALEPTIQUES	8,066,549	387,441	5%
A08 ANOREXIGENES SF DIETETIQ	446,807	350,879	79%
C09 PROD ACT SYS RENIN-ANGIO	6,750,072	231,360	3%
A06 MED CONSTIP+NETT INTEST	4,216,080	218,418	5%
J07 VACCINS	3,178,036	211,317	7%
G03 HORM.SEX.INDUCT APP GENIT	3,663,110	166,250	5%
A01 STOMATOLOGIE.DENT.MEDIC.	1,075,802	71,698	7%
H03 THERAPEUT THYROIDIENNE	2,430,260	49,624	2%