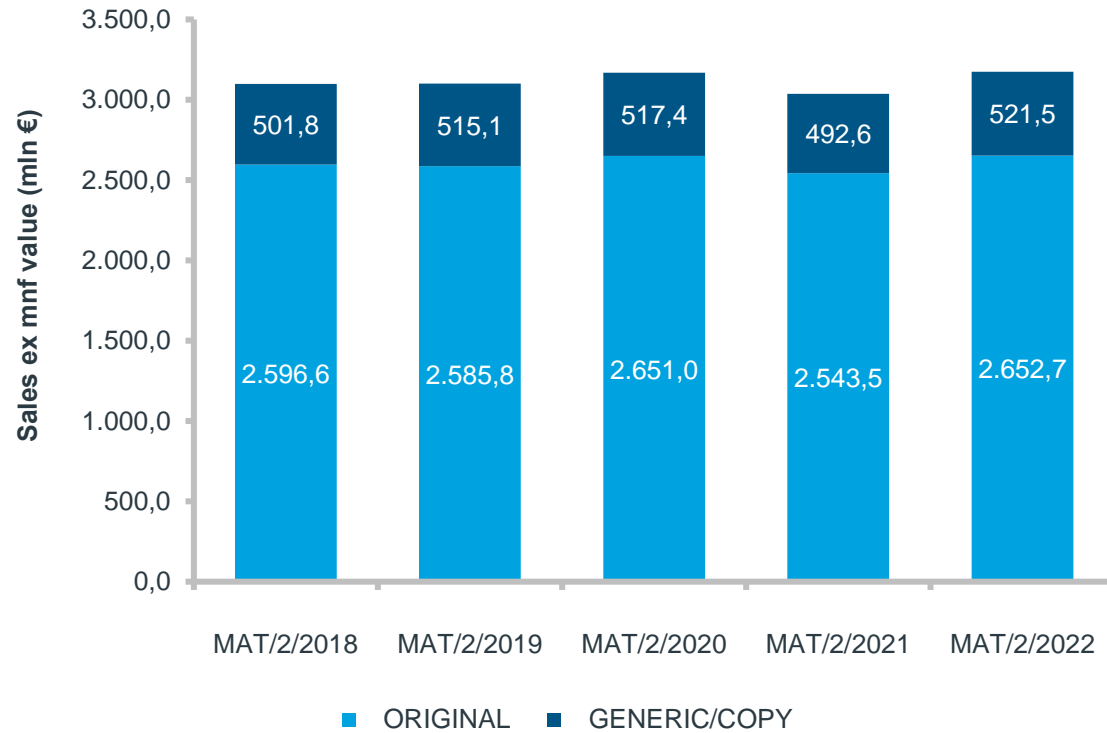


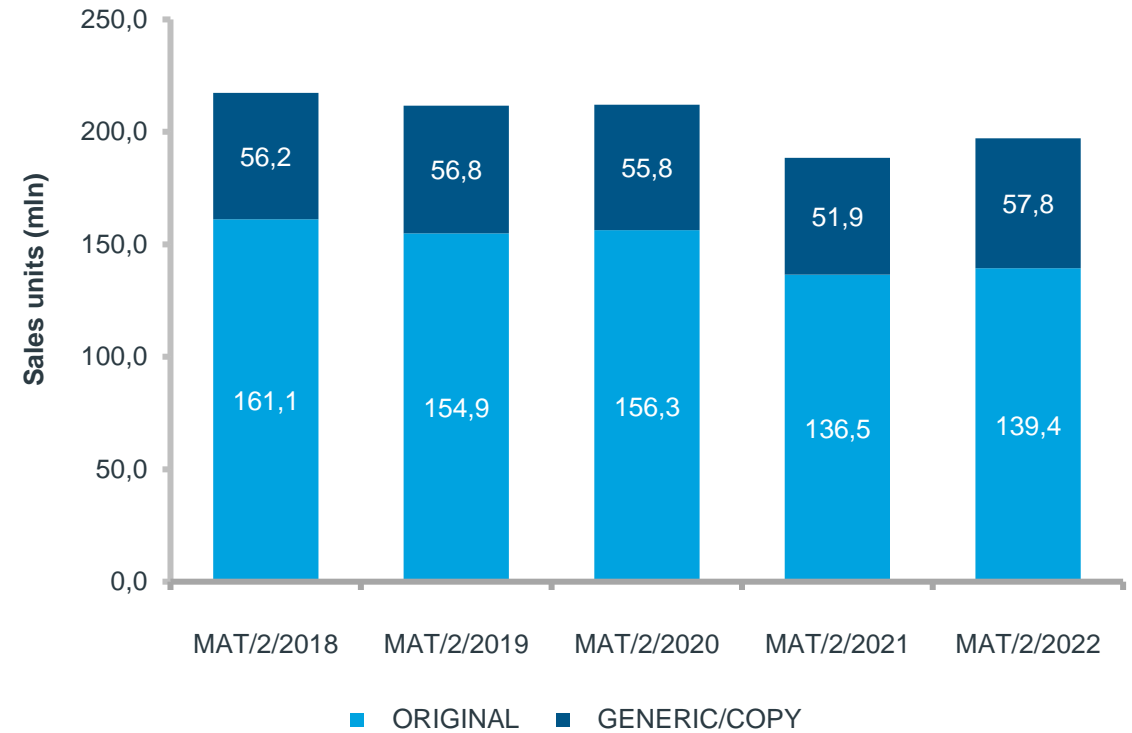
The Belgian retail market is worth €3,17 billion

It shows growth in both value and units for the current MAT

Sales Evolution – Value ex-mnf



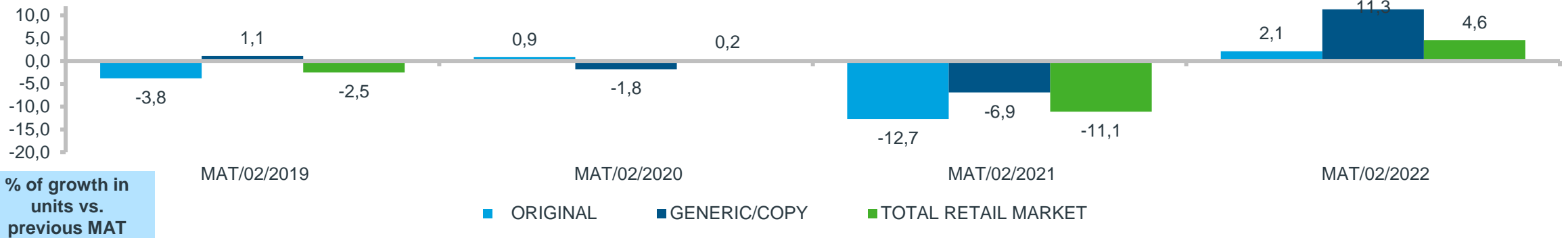
Sales Evolution – Units



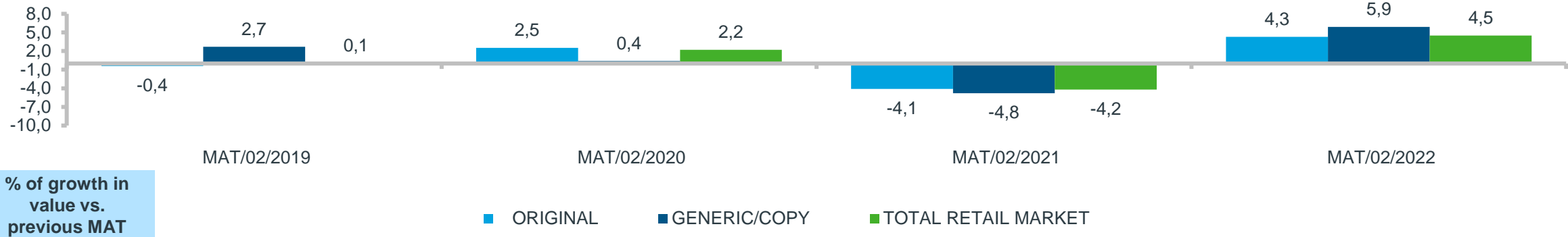
Source: IQVIA – LMPB services – Selling In data

Retail market BE: original vs generics

The total retail market in units shows an increase of 4,6%, where the generic/copy grows with 11,3% (Sales Evolution – Units)



In value, the total retail grows with 4,5%, while the generic/copy market also shows an increase of 5,9% (Sales Evolution – Value)



Source: IQVIA – LMPB services – Selling In data

The top 10 best selling ATC classes in retail in units and value (registered products)

Top 10 Best Selling ATC classes in retail	Units abs. MAT/02/2022	% of BE Retail Market	Top 10 Best Selling ATC classes in retail	Value abs. MAT/02/2022	% of BE Retail Market
N02 ANALGESIQUES	23,472,762	11.9	L04 IMMUNOSUPPRESSEURS	338,075,552	10.7
N05 PSYCHOLEPTIQUES	13,769,668	7.0	B01 THROMBOLYTIQUES	269,766,944	8.5
A02 A-ACID.A-FLATUL.A-ULCER.	9,945,103	5.0	A10 ANTIDIABETIQUES	209,809,424	6.6
A10 ANTIDIABETIQUES	8,100,532	4.1	R03 ANTIASTHM & COPD PRDTS	201,687,856	6.4
R01 ANTIINF DECONGEST RHINO	7,967,048	4.0	N02 ANALGESIQUES	160,690,960	5.1
N06 PSYCHO ANALEPTIQUES	7,134,401	3.6	N05 PSYCHOLEPTIQUES	146,313,200	4.6
R05 ANTITUSSIFS PREP BRONCH	6,532,217	3.3	J05 ANTIVIRAUX SYSTEMIQUES	134,836,928	4.2
J01 ANTIBACTERIENS SYSTEMIQ.	6,336,178	3.2	C09 PROD ACT SYS RENIN-ANGIO	131,304,864	4.1
M01 ANTIINFLAM ANTIRHUMAT VG	6,333,009	3.2	C10 PR.LIPID-REGUL.A-ATHEROM	100,250,576	3.2
C09 PROD ACT SYS RENIN-ANGIO	6,129,905	3.1	A02 A-ACID.A-FLATUL.A-ULCER.	95,650,360	3.0

Source: IQVIA – LMPB services – Selling In data

The top 10 fastest growing ATC in units and value (in absolute growth, registered products)

Fastest Growing ATC in Units	Units abs. MAT/02/2022	Absolute Growth in units	Fastest Growing ATC in Value	Value abs. MAT/02/2022	Absolute Growth in value
N02 ANALGESIQUES	23,472,762	2,237,978	N02 ANALGESIQUES	€ 160,690,960	27,149,208
J01 ANTIBACTERIENS SYSTEMIQ.	6,336,178	1,131,415	A10 ANTIDIABETIQUES	€ 209,809,424	25,994,592
R01 ANTIINF DECONGEST RHINO	7,967,048	803,792	R03 ANTIASTHM & COPD PRDTS	€ 201,687,856	18,078,272
M01 ANTIINFLAM ANTIRHUMAT VG	6,333,009	801,025	B01 THROMBOLYTIQUES	€ 269,766,944	16,498,048
R05 ANTITUSSIFS PREP BRONCH	6,532,217	615,262	L04 IMMUNOSUPPRESSEURS	€ 338,075,552	12,432,064
R03 ANTIASTHM & COPD PRDTS	5,890,496	603,143	B02 AUT PROD SYST COAG SGNET	€ 55,496,276	10,488,284
A10 ANTIDIABETIQUES	8,100,532	400,083	D05 PRD NN STER TR.INFL.CUT.	€ 49,548,988	7,697,504
S01 PRDT OPHTALMOLOGIQUES	5,145,907	393,974	M01 ANTIINFLAM ANTIRHUMAT VG	€ 52,148,996	6,471,920
A07 PROD TROUBLES INTESTINAUX	2,363,561	389,724	S01 PRDT OPHTALMOLOGIQUES	€ 39,192,064	5,623,988
C10 PR.LIPID-REGUL.A-ATHEROM	5,831,333	384,406	G04 UROLOGIE	€ 65,590,840	4,309,384

Source: IQVIA – LMPB services – Selling In data