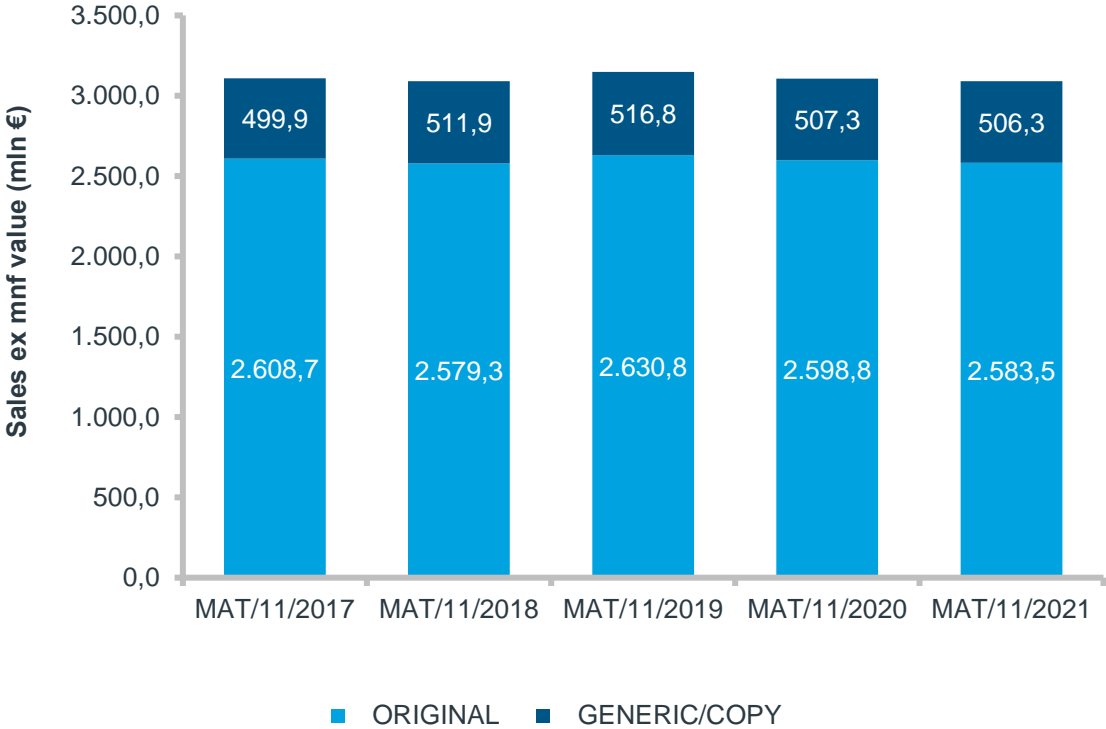


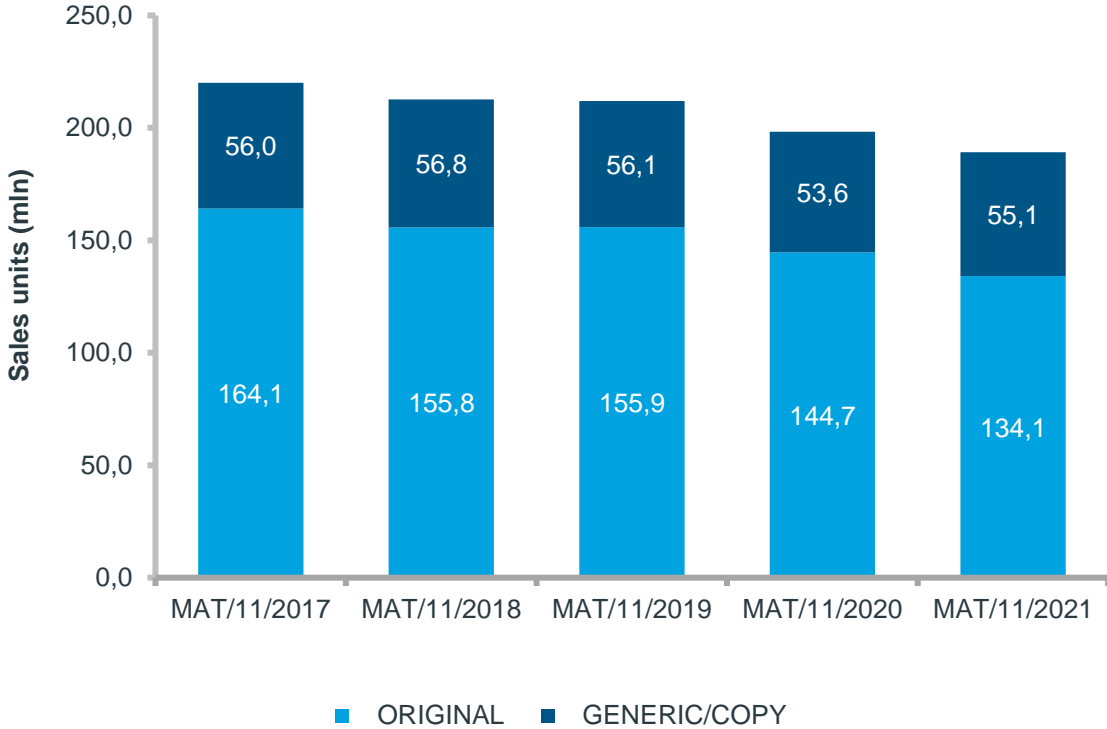
The Belgian retail market is worth €3,09 billion

It declines in both value, and units for the current MAT

Sales Evolution – Value ex-mnf



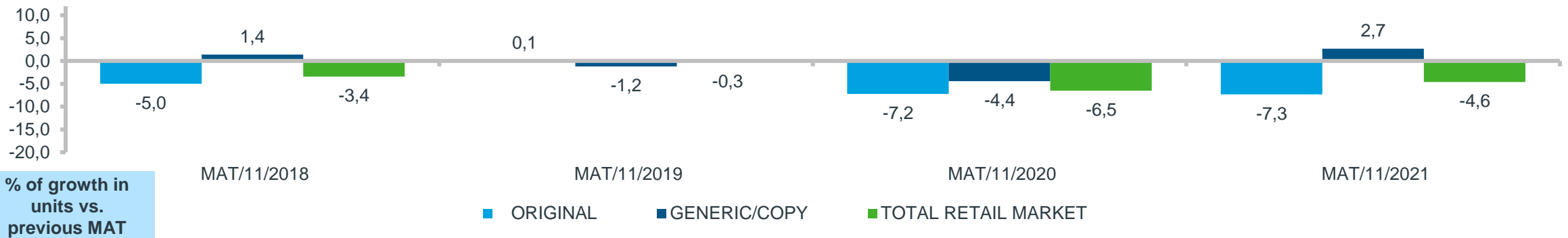
Sales Evolution – Units



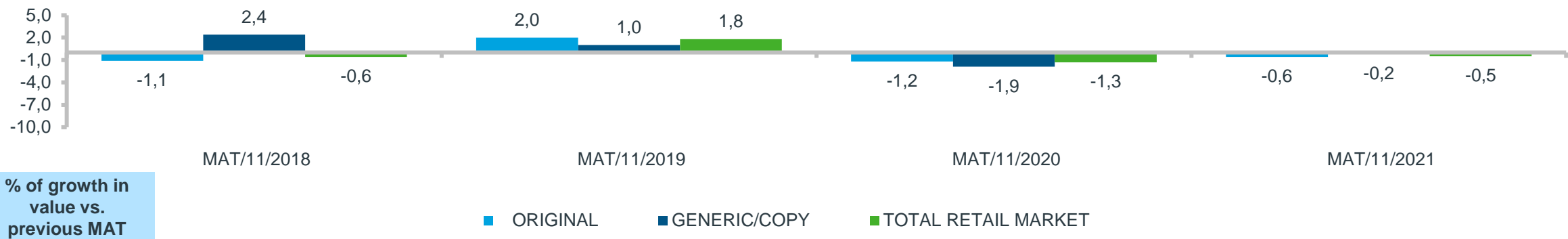
Source: IQVIA – LMPB services – Selling In data

Retail market BE: original vs generics

The total retail market in units shows a decrease of -4,6%, where the generic/copy shows an increase of 2,7% (Sales Evolution – Units)



In value, the total retail declines with -0,5%, while the generic/copy market also shows a decrease of -0,2% (Sales Evolution – Value)



Source: IQVIA – LMPB services – Selling In data

The top 10 best selling ATC classes in retail in units and value (registered products)

Top 10 Best Selling ATC classes in retail	Units abs. MAT/11/2021	% of BE Retail Market	Top 10 Best Selling ATC classes in retail	Value abs. MAT/11/2021	% of BE Retail Market
N02 ANALGESIQUES	21,620,312	11.4	L04 IMMUNOSUPPRESSEURS	330,163,392	10.7
N05 PSYCHOLEPTIQUES	13,525,132	7.1	B01 THROMBOLYTIQUES	263,349,552	8.5
A02 A-ACID.A-FLATUL.A-ULCER.	9,819,082	5.2	A10 ANTIDIABETIQUES	201,580,496	6.5
A10 ANTIDIABETIQUES	7,937,576	4.2	R03 ANTIASHTM & COPD PRDTS	194,419,200	6.3
R01 ANTIINF DECONGEST RHINO	7,132,251	3.8	N05 PSYCHOLEPTIQUES	145,657,024	4.7
N06 PSYCHO ANALEPTIQUES	7,124,645	3.8	N02 ANALGESIQUES	144,399,616	4.7
C09 PROD ACT SYS RENIN-ANGIO	6,097,632	3.2	J05 ANTIVIRAUX SYSTEMIQUES	134,465,408	4.4
M01 ANTIINFLAM ANTIRHUMAT VG	5,994,682	3.2	C09 PROD ACT SYS RENIN-ANGIO	130,477,328	4.2
J01 ANTIBACTERIENS SYSTEMIQ.	5,700,793	3.0	C10 PR.LIPID-REGUL.A-ATHEROM	99,460,264	3.2
C10 PR.LIPID-REGUL.A-ATHEROM	5,685,747	3.0	A02 A-ACID.A-FLATUL.A-ULCER.	95,673,728	3.1

Source: IQVIA – LMPB services – Selling In data

The top 10 fastest growing ATC in units and value (in absolute growth, registered products)

Fastest Growing ATC in Units	Units abs. MAT/11/2021	Absolute Growth in units	Fastest Growing ATC in Value	Value abs. MAT/11/2021	Absolute Growth in value
A10 ANTIDIABETIQUES	7,937,576	225,864	A10 ANTIDIABETIQUES	€ 201,580,496	20,013,408
N06 PSYCHO ANALEPTIQUES	7,124,645	169,182	B02 AUT PROD SYST COAG SGNET	€ 52,691,744	9,215,440
C10 PR.LIPID-REGUL.A-ATHEROM	5,685,747	165,721	B01 THROMBOLYTIQUES	€ 263,349,552	8,216,176
J07 VACCINS	3,355,289	149,639	D05 PRD NN STER TR.INFL.CUT.	€ 47,586,452	7,826,888
G04 UROLOGIE	3,102,203	94,378	R03 ANTIASHTM & COPD PRDTS	€ 194,419,200	5,896,208
C09 PROD ACT SYS RENIN-ANGIO	6,097,632	68,029	S01 PRDT OPHTALMOLOGIQUES	€ 37,690,904	4,309,102
A04 ANTIEMETIQUES.ANTINAUSEE	142,658	57,865	N02 ANALGESIQUES	€ 144,399,616	4,112,896
P03 ECTOPARASITICIDES	158,925	46,006	L04 IMMUNOSUPPRESSEURS	€ 330,163,392	2,787,232
D10 PREP.ANTIACNEIQUES	735,359	41,979	A11 VITAMINES	€ 33,845,384	2,219,238
A11 VITAMINES	4,445,820	37,285	M01 ANTIINFLAM ANTIRHUMAT VG	€ 49,481,520	2,135,192

Source: IQVIA – LMPB services – Selling In data